



# Rose Reflections...

Produced for members of Sacramento & Sierra Foothill Rose Societies

June 2025

## Inside this issue:

|                              |       |
|------------------------------|-------|
| PROGRAM INFORMATION          | 2     |
| SRS Rose Show Results        | 3-9   |
| SRS TEA                      | 10-11 |
| Hummingbirds                 | 7     |
| Prickle-less Roses           | 8-13  |
| May Garden Notes             | 14-15 |
| ARS Webinars                 | 15    |
| SFhRS President's Message    | 16    |
| SRS President's Message      | 17    |
| SRS Raffle Items             | 18    |
| ARS Membership Info          | 19-20 |
| MEMBER INFO                  | 21    |
| CR List & Board of Directors | 22    |
| Calendar of Events           |       |

Volume 19 Issue 6

## Raffle Rick WANTS

**Donation Items!**  
**Plants, Pots,**  
**Tools, other**  
**garden stuff**


Picture at left are a few of the blooms exhibited at the SRS Little Rose Show (LRS) at the May meeting.

I would love to see more blooms like this next month at the Ice Cream Social and Celebration of Roses.

Wow, most of the gardeners that I have had the privilege to talk to this spring are impressed with their gardens performance this spring. I didn't realize that we had optimal weather to produce wonderful large bodacious blooms as evidenced by the awesome SRS Rose Show. Congratulations to everyone that exhibited, all the roses that were entered were so lovely. The judges had their to work hard to select the best of the best.

I hope you were able to exhibit or at least drop by and see the rose show in the new location. I loved the spaciousness and the fact that Arrangements, Photographs and Horticulture classes were all in the same room. I am sure that the board will like your feedback both pros and cons.

We got quite a few local people to come and view the roses. Many joggers stopped and asked about the event and then came back later. I didn't mind the start time being one hour later either.



**On May 23, the first swallowtail of the season visited my garden. I love to watch them fly/glide through the air. This one glided into the garden, across the pool and found the verbena full of nectar. It spent quite a while feeding on the nectar in the blooms. (This butterfly is at least 3 inches wide.)**



## SRS PROGRAM INFO—JUNE 12<sup>TH</sup>

### *Celebration of Roses (with ice cream!)*

Ice cream and roses; that's how we celebrate summer – and rose shows!

That's also our program for the June 12 meeting of the Sacramento Rose Society at the Shepard Garden and Arts Center in McKinley Park. It's our annual ice cream social and celebration of our rose show winners.

Come see highlights of our 77<sup>th</sup> annual Sacramento Rose Show, the first to be held at Gibbons Community Center. It proved to be a beautiful venue for our gorgeous flowers.

We'll supply the ice cream (and spoons). Members bring their favorite toppings to share. Just sit back and enjoy the photos – a recap of the many wonderful blooms. Including arrangements, we totaled hundreds of entries – that alone is an achievement, considering our weird spring weather patterns.

And the winners? Those roses were breathtaking (as always). During this meeting, we'll acknowledge the exhibitors' achievements while again admiring the roses.

Our June meeting is our last get-together before we break for the summer. After the break, our next meeting will be Sept 11 at Shepard Center.

This meeting also includes our Little Rose Show. Bring some blooms to share. (Did we mention we can't get enough roses?)

Meeting starts at 7 p.m. (Come early if you're entering flowers in the Little Rose Show.) Doors open at 6:30 p.m. As always, our meetings are open to the public. Bring a friend!!



-- *Debbie Arrington*

## June 5<sup>th</sup> Wine & Roses | 5:30 to 8:30pm



**ROSE SOCIETY MEMBERS  
& ROSE FRIENDS are INVITED!**

**In the Roseville Gardens of:**

**Charlotte Owendyk: 204 Park Meadow Court**

**Linda Knowles: 1032 Chippendale Way**

**Hosted by SFhRS**

***The two gardens are a 2-minute walk from each other.***

***Both gardens will be open simultaneously, so that you can wander through each.***

***Wine, appetizers, and other beverages will be served in both gardens.***

***Optional: Bring your own beverage***



## SACRAMENTO ROSE SHOW RESULTS –HORTICULTURE

| CLASS                            | AWARD                          | ROSES                         | WINNER                   |
|----------------------------------|--------------------------------|-------------------------------|--------------------------|
| SECTION A: HORTICULTURAL CLASSES |                                |                               |                          |
| 10                               | <b>Queen of Show</b>           | <i>Marilyn Monroe</i>         | Debbie Arrington         |
| 10                               | <b>King of Show</b>            | <i>Stiletto</i>               | Ellie Longanecker        |
| 10                               | <b>Princess of Show</b>        | <i>Lynn Anderson</i>          | Charlotte Owendyk        |
|                                  | <b>Court</b>                   | <i>Veteran's Honor</i>        | Baldo Villegas           |
|                                  | <b>Court</b>                   | <i>Dick Clark</i>             | Sue Magill               |
|                                  | <b>Court</b>                   | <i>Pink Promise</i>           | Debbie Arrington         |
| 11                               | Best Hybrid Tea Spray          | <i>Ring of Fire</i>           | Ellie Longanecker        |
| 12                               | Best Fully Open HT/Grandiflora | <i>Quest for Zest</i>         | Scott & Ann Marie Becker |
| 13                               | Best Single Petaled Hybrid Tea | <i>No Entries</i>             |                          |
| 20                               | Best Floribunda Bloom          | <i>Mardi Gras</i>             | Baldo Villegas           |
| 21                               | Best Floribunda Spray          | <i>Hot Cocoa</i>              | Linda Larsen             |
| 22                               | Best 3 Floribunda Sprays       | <i>Wild Blue Yonder</i>       | Ellie Longanecker        |
| 23                               | Best Single Petaled Floribunda | <i>Miss Ada</i>               | Baldo Villegas           |
| 24                               | Best Polyantha Spray           | <i>Excellenz von Schubert</i> | Baldo Villegas           |
| 30                               | <b>Miniature Queen</b>         | <i>Joy</i>                    | Cindy Phipps             |
| 30                               | <b>Miniature King</b>          | <i>Edisto</i>                 | Debbie Arrington         |
| 30                               | <b>Miniature Princess</b>      | <i>Irresistible</i>           | Baldo Villegas           |
|                                  | <b>Mini Court1</b>             | <i>Sweet Revenge</i>          | Baldo Villegas           |
|                                  | <b>Mini Court2</b>             | <i>Dancing Flame</i>          | Cindy Phipps             |
|                                  | <b>Mini Court3</b>             | <i>Erin Alonso</i>            | Kay Jelten               |



**Queen of Hybrid Teas was Marilyn Monroe  
exhibited by Debbie Arrington**



**Miniflora Queen was Cooper  
exhibited by Baldo Villegas**

## SACRAMENTO ROSE SHOW RESULTS —HORTICULTURE

|    |  |   |                                     |
|----|--|---|-------------------------------------|
| 31 | Best Miniature Spray                   | <i>Joy</i>                                | Ellie Longanecker                   |
| 32 | Best Single Petaled Miniature Bloom    | <i>Grace Seward</i>                       | Baldo Villegas                      |
| 33 | Best Single Petaled Miniature Spray    | <i>No Entries</i>                         |                                     |
| 34 | Best Fully Open Miniature Bloom        | <i>Bees Knees</i>                         | Kay Jelten                          |
| 35 | <b>Miniflora Queen</b>                 | <b><i>Cooper</i></b>                      | <b>Baldo Villegas</b>               |
| 35 | <b>Miniflora King</b>                  | <b><i>Whirlaway</i></b>                   | <b>Scott &amp; Ann Marie Becker</b> |
| 35 | <b>Miniflora Princess</b>              | <b><i>Joy Kathleen</i></b>                | <b>Cindy Phipps</b>                 |
|    | <b>Miniflora Court1</b>                | <b><i>Baldo Villegas</i></b>              | <b>Baldo Villegas</b>               |
|    | <b>Miniflora Court2</b>                | <b><i>Olympic Gold</i></b>                | <b>Linda Knowles</b>                |
| 36 | Best Miniflora Spray                   | <i>A Night of Magic</i>                   | Ellie Longenecker                   |
| 37 | Best Single Petaled Miniflora Bloom    | <i>Simple Splendor</i>                    | Baldo Villegas                      |
| 38 | Best Single Petaled Miniflora Spray    | <i>Maroon Eight</i>                       | Dave & Ruth Coop                    |
| 39 | Best Fully Open Miniflora Bloom        | <i>Memphis Blues</i>                      | Baldo Villegas                      |
| 40 | Best Species Rose Entry                | <i>Complicata</i>                         | Linda Knowles                       |
| 41 | Dowager Queen (before 1867)            | <i>Marchessa Boccella</i>                 | Linda Knowles                       |
| 42 | Victorian Certificate (1867 and later) | <i>Paul Neyron</i>                        | Linda Knowles                       |
| 43 | Best 3 Old Garden Rose Stems           | <i>Sidonie, Paul Neyron, Fatin Latour</i> | Linda Knowles                       |



**Dowager Queen (before 1867) exhibited by Linda Knowles was Marchesa Boccella**



English Box is one of the oldest way to exhibit roses. The goal is to match make sure that the blooms are exhibition form and well matched. Since there is a minor size discrepancy in the blooms, the largest were on the bottom and the smallest on top.

**Best Minibox of Joy exhibited by Ann Marie & Scott Becker**



## SACRAMENTO ROSE SHOW RESULTS —HORTICULTURE

|                              |  |   |                          |
|------------------------------|--|---|--------------------------|
| 44                           | Best Classic Shrub Entry                 | <i>Bouquet Parfait</i>  | Dave & Ruth Coop         |
| 45                           | Best Modern Shrub Bloom                  | <i>Darcy Bussell</i>  | Scott & Ann Marie Becker |
| 46                           | Best Modern Shrub Spray                  | <i>Sparrieshoop</i>   | Kay Jelten               |
| 47                           | Best 3 Modern Rose Sprays                | <i>No Entries</i>   |                          |
| 48                           | Best Large Flowered Climbing Rose        | <i>The Impressionist</i>  | Charlotte Owendyk        |
| SECTION N: NOVICE CLASSES    |  |   |                          |
| 60-67                        | Best Novice Entry                        | <i>Whirlaway</i>  | Bob Been                 |
| SECTION C: CHALLENGE CLASSES |  |   |                          |
| 81                           | Best Cycle of Bloom                      | <i>Veteran's Honor</i>  | Priyanka L. Kumar        |
| 82                           | Best Three Hybrid Tea/Grandiflora Blooms | <i>Sunstruck</i>  | Cindy Phipps             |
| 83                           | Best Artist's Palette                    | <i>Hot Cocoa, Trumpeter, Easy Does it, Orchid Romance and Julia Child</i> | Kay Jelten               |
| 84                           | na                                       |   |                          |
| 85                           | Best Rose Bouquet                        | <i>Sugar Moon, Mr. Lincoln and Ingrid Bergman, Let Freedom Ring</i>       | Linda Larsen             |

**Winning Entry for Artist Palette, bottom row was exhibited by Kay Jelten and featured Hot Cocoa, Trumpeter, Easy Does it, Julia Child and Orchid Romance.**



**Winning Entry for Best Rose Bouquet was exhibited by Linda Larsen and featured Sugar Moon, Mr. Lincoln and Ingrid Bergman, and Let Freedom Ring**

## SACRAMENTO ROSE SHOW RESULTS —HORTICULTURE

|         |   |   |                          |
|---------|---|---|--------------------------|
| 86      | Best Miniature Rose Bouquet             | <i>Baldo Villegas</i>                     | Baldo Villegas           |
| 87      | Best Trailing Rose                      | <i>Flower Girl</i>                        | Charlotte Owendyk        |
| 88      | Best Rose in a Wine Bottle              | <i>The Impressionist</i>                  | Charlotte Owendyk        |
| 90      | Best English Box                        | <i>Snuffy</i>                             | Baldo Villegas           |
| 91      | Best Old Garden Rose English Box        | <i>No Entries</i>                         |                          |
| 92      | Best Miniature English Box              | <i>Joy</i>                                | Scott & Ann Marie Becker |
| 93      | Best Large Rose In A Bowl               | <i>Secret</i>                             | Baldo Villegas           |
| 94      | Best Old Garden Rose In A Bowl          | <i>Baronne Prevost</i>                    | Kay Jelten               |
| 95      | Best Miniature/Miniflora Rose In A Bowl | <i>Irresistible</i>                       | Cindy Phipps             |
| 96      | Chairman's Choice: Hi Low               | <i>Love and Peace &amp; Dancing Flame</i> | Linda Larsen             |
| 97      | Best Rose in a Frame                    | <i>Desperado</i>                          | Charlotte Owendyk        |
| 98      | Best Found Rose                         | <i>Miriam Wilkins</i>                     | Cindy Napela Nelson      |
| 99      | Best Tin Can Derby Entry                | <i>Mixed Bouquet</i>                      | Sue Magill               |
|         |   |   |                          |
|         | Most Fragrant Rose                      | <i>Fragrant Cloud</i>                     | Scott & Ann Marie Becker |
|         | <b>SECTION j: JUDGES CLASSES</b>        |   |                          |
| 101-105 | Best Judges' Entry                      | <i>Simple Splendor</i>                    | Lou Evans                |

At right is a the best Rose in a Frame exhibited by Charlotte Owendyk with *Desperado*.

Below, is a photograph with all the entries of the Tin Can Derby which was won by Sue Magil—which is the can on the left.


The class Tin Can Derby is limited to exhibitors who have placed a minimum of 10 entries in the show. The exhibitor who provides the container fills it with the left over bloom cut for the show. The can must represent a variety of rose types.





# ARRANGEMENTS

| CLASS AWARD |  | ROSES  | WINNER            |
|-------------|--|--|-------------------|
| 1-7         | STANDARD ARRANGEMENTS                  |  |                   |
| 1           | "Wine is Bottled Poetry"               |  |                   |
|             | Traditional Mass Design                | <i>Easy Spirit</i>   | Maureen Reilly    |
| 2           | "Madeira, My Love, Dessert!"           |  |                   |
|             | Traditional Line Mass Design           | <i>Perfect Moment</i>  | Pennie Chwalowski |
|             |  | <b>ARS ROYALTY AWARD</b>   |                   |
| 3           | "White Wine Equals Delicious Sunlight" |  |                   |
|             | Asian Inspired Design, water must show | <i>Bolero</i>  | Diane Yasui       |
|             |  | <b>ARS ASIAN INSPIRED AWARD</b>  |                   |
| 4           | "Before the Crush"                     |  |                   |
|             | Modern Floor Design                    | <i>Iceberg, Barbara Streisand, Altissimo Sheer Bliss, Easy Does It, Fragrant Cloud, Bewitched.</i> | Hazel Rule        |
| 5           | "Wine a Little, Laugh a Lot"           |  |                   |
|             | Mass Transparency Design               | <i>Altissimo</i>   | Barbara Patman    |
|             | <b>BEST OF SHOW, ARS ARTIST AWARD,</b> | <b>ARS GOLD MEDAL CERTIFICATE</b>  |                   |
| 6           | "Whine not, It's 5 o'clock Somewhere!" |  |                   |
|             | Modern Reflect Design                  | <i>Always &amp; Forever</i>  | Cherry Hoover     |
|             |  | <b>ARS SILVER MEDAL CERTIFICATE</b>  |                   |



Best of Show, ARS Gold for Mass Transparency Design with *Altissimo* arranged by Barbara Patman



ARS Silver for Modern Reflective Design with *Joy* arranged by Cherry Hoover

## ARRANGEMENTS CONTINUED

|      |  |   |                   |
|------|--|---|-------------------|
| 7    | "Natural Cork or Synthetic?"                           |   |                   |
|      | Modern Line Mass                                       | Chris Evert   | Barbara Patman    |
|      |  | ARS BRONZE MEDAL CERTIFICATE  |                   |
|      | TABLE DESIGNS  |   |                   |
| 8    | Winner Winner! Wine Plus Dinner!"                      |   |                   |
|      |  | Limelight, Secret, Margaret Merrill, Work of Art, Easy Does It, Singing in the Rain, Osiria | Pennie Chwalowski |
|      |  | COURT OF ETIQUETTE  |                   |
|      |  |   |                   |
| 9-10 | MINIATURES   |   |                   |
| 9    | "Red, White or Rose?"                                  |   |                   |
|      | Modern Line Mass Design                                | Sun Sprinkles   | Cherry Hoover     |
|      |  | ARS MINI BRONZE MEDAL CERTIFICATE   |                   |
|      |  |   |                   |
| 10   | "Wine a Bit, You'll Feel Better!"                      |   |                   |
|      | Modern Reflective Design                               | Joy   | Cherry Hoover     |
|      | ARS MINI ARTIST AWARD, ARS MINI GOLD MEDAL CERTIFICATE |   |                   |
|      | MINIFLORAS   |   |                   |
| 11   | "What's Your Take on Wine?"                            |   |                   |
|      | Modern Angular Design                                  | Mango Blush   | Cherry Hoover     |
|      |  | ARS MINI SILVER MEDAL CERTIFICATE   |                   |
|      |  |   |                   |
|      | JUDGES   |   |                   |
| 12   | "Life is Short, Drink the Good Wine!"                  |   |                   |
|      | Standard Modern Multi-Rhythmic Design                  | Don Juan  | Barbara Gordon    |
|      |  | Best Judges Certificate   |                   |



ARS ASIAN INSPIRED AWARD for a Design with *Bolero*  
arranged by Diane Yasui



ARS ROYALTY AWARD for Traditional Line  
Mass Design with *Perfect Moment* ar-  
ranged by Penny Chwalowski



## ROSE SHOW ROSES



Left photo is a Cycle of Bloom entry exhibited by one of SRS newest members.

**Priyanka L. Kumar** cut some long stemmed Veteran's Honor roses and with a little assistance staged and entered her roses and she **WON**.

### CONGRADULATIONS!!!

Best Training Rose, Flower Girl, exhibited by Charlotte Owendyk

Photography is a fun and relaxing way to display your roses since you only take photographs when your rose is picture perfect. No timing is required.

Wow what a lovely bouquet of Sunstruck roses exhibited by Cindy Phipps.

The judges all agreed it was best bouquet.





## SRS'S ROSE GARDEN TEA WAS A BIG SUCCESS!



May 17, 2025 started out with thunderstorms at night, clearing to partly cloudy with a strong breeze by morning. As the tea guests were arriving and touring the garden, the wind softened to a gentle breeze, clouds dissipated and the sun shone gloriously though clean, clear air.

Dave and Ruth Coop's roses were beautiful to see. Ruth guided Cindy, Sue and Kay in setting up the china and crystal tea place-settings, each table unique. Vanessa made the individual Meyer lemon curd jars.

Guests were greeted by Debbie Bray, and then had time to stroll the garden, asking questions of Linda Knowles, who assisted Dave in hosting the garden.

The Typhoo tea was expertly brewed by Dave Coop. Bob Been assisted in keeping the tea-pots refilled and hot, and we had him running!

Three courses of foods were baked or prepared by SRS volunteers and served by Cindy Phipps, Kay, Sue Magill. Assisting them with baking and serving were Christen Sivyer, Deanna Eshpeter and Phyllis Smith from Gold Country Rose Society. Our deepest appreciation to all of them, and to Ruth Coop, who kept very busy in the kitchen. Ruth was even coaxed into revealing her secret ingredient for making irresistible clotted cream which was served with the first course of scones! Here Sue serves a table.





## DELICIOUS TREATS & TEA

Cherilyn studies the selection of second course foods to accompany her tea. Somehow, she knows she must save some room to sample the last course of special desserts still to come.



At a table nearby, Paula, Ramon, May and Richard, from Sierra Foothills Rose Society, enjoy each other's company!

Thank you to everyone not herein mentioned who also helped in making this event a success!

Article penned by Kay Jelten. All photos courtesy of Audrey Brandt, Audrey's Joy Photography.





## SUMMER CARE

~ *Charlotte Owendyk, Master Rosarian*

**Water is the most important ingredient for growing good roses in our area.** As temperatures increase and remain high, bushes have a decreasing ability to manufacture food and feed themselves. Thorough and frequent watering is VITAL now. Check your irrigation system to make sure your roses get 1-2 inches of water per week. Mulch helps to conserve moisture retention, keeps weeds suppressed and keeps the soil cooler but it NEVER makes adequate watering unnecessary.

**Roses in pots should be watered every day.** At the beginning of the season, I sprinkle some time release fertilizer e.g. osmocote in each pot. Later in the season, I give my potted roses fish emulsion fertilizer whenever I have time.

**The coolest time of the day--early mornings and evenings-- is the perfect time to deadhead.** Unless you remove the spent bloom, the rose bush will put its energy into producing hips instead of new growth and flowers. There is no set rule for how far down to cut; just cut about one fourth of an inch above a leaf. The further down the stem you cut, the longer it will take to rebloom. For cluster bloomers e.g. floribundas just trim off the spent flowers and for shape. For hybrid teas the stem should be about pencil thick in order to hold up a large, lovely bloom. In addition, if you have some rose skyscrapers, cutting down further can help maintain the height of the bush.




**Leaf dieback due to inadequate water.**

**Instead of deadheading, cut flowers to bring inside.** To have long lasting cut flowers, immediately place your cut roses in a container with water. When you get inside, re-cut the ends of the stems under water and immerse the blooms in water up to their necks. Allow them to soak in this water for at least several hours. To make your cut flowers last longer, add a florist preservative or a teaspoon of bleach (kills bacteria) and a teaspoon of sugar (feeds roses) to a quart of water.

**We are so lucky; fungal diseases will vanish during our dry summers.** (Fungal disease requires moisture on the leaves). The best thing is to be sure that the leaves of your roses are not wet during the night.

**It's ok to see a few yellow leaves on bushes now.** Rose bushes will sometimes shed older leaves. However, if you see lots of yellow leaves—most likely it is an irrigation issue. Not enough water or too much can cause yellow leaves.

**Insects are seasonal. Hot weather will bring spider mites.** They are generally found on the underside of leaves. If you have an infestation, leaves will have a dull, silvery appearance and the underside will have a fine web with itty bitty specks that move (these are the mites). Spider mites suck the life out of the leaves which affects growth. The best control is water since spider mites HATE water. Just give you roses or anything else that has spider mites a good shower; focus on getting water on the underside of the leaves. Repeat daily for a week. (This interrupts the breeding cycle of the mites).



**Spider Mites on Rose Leaves**

What if they're really bad? For severe infestations, apply pesticides containing miticides or spray the roses with insecticidal soap. But make sure that the spray is directed to the undersides of the leaves. DO NOT APPLY HORTICULTURAL OILS . If the weather is hot; the leaves and other tissue will burn.

**Roses are continuously being feed by food made available by soil microorganisms as they break down the organics and mulch you put down in spring.** However, since roses are heavy feeders it is important to give them fertilizer after each bloom cycle. I recommend using an organic one. (To make it easier for me, I feed my bushes at the first of the month). However, I don't give my roses any fertilizer in July because when it is very hot, the roses will basically stop growing and producing roses until the weather cools.





# Sierra Foothills Rose Society

*Good Roses, Good Friends!*

## President's Message



I am here in Cranston, Rhode Island to maintain my rose garden and to participate in local rose activities. I brought over 26 roses from my Orangevale Garden. I first had to bareroot the plants to make sure I would not take any rose pests, place each rose with new potting soil into one-gallon Ziplock bags and I was able to place all of the plants in one medium sized suitcase. Once in Rhode Island, I repotted all the plants into one- and two-gallon pots and three days later, I planted half of the plants in my rose garden. The rest of the plants are waiting for new places to plant in Jacqui Nye's Garden. Attached is a picture of the Miniflora "Show Stopper" which I brought over a year ago and successfully survived the Rhode Island winter. I am also attaching a picture of the Hybrid Tea "Ring of Fire" that I planted last summer and is full of beautiful exhibition blooms right now. I plan on planting at least one more "Ring of Fire" as it loves this weather.

I am going to be in Rhode Island through July 15<sup>th</sup> and return to Sacramento. Sorry that I am going to miss the "Wine and Roses" event on June 5<sup>th</sup>. I love both Linda Knowles and Charlotte Owendyk gardens. They are the best rose gardens in northern California, and they are designed differently. I love the rose allée and French design of Linda's Garden. I have taken many pictures of her garden and won several first-place ribbons and at least two Best of Class places at different roses shows. On the other hand, I love how Charlotte's Garden integrates perennials, and landscape features and coordinates them beautifully with an amazing collection of roses of all types.

We are all signed up to participate in the 2025 Harvest Fair sponsored by the Sacramento County Master Gardeners at the Fair Oaks Horticultural Center. This is the horticultural event to see in the area. There are educational speakers, lectures, and everything plant related. The Sierra Foothills Rose Society has participated in this event ever since it opened back in the 1990's. There are lots of vendors and educational displays from all the different plant related groups in Sacramento County. Let me know if you would like to volunteer for a couple of hours at our educational table. I will be setting our table by 7:30 am. The event usually closes around 2:00 pm. Come on over and visit with us!

*Baldo*

**Below: Show Stopper and Ring of Fire**



**When cutting blooms for a bouquet for yourself or one to share,  
best to be sure that you have watered the plant well and  
best to cut in early a.m. or late afternoon.**



# Sacramento Rose Society

*Take time to Smell the Roses!*

## President Message



Can you believe we are heading into hot weather and summer vacation time? The cool weather has all flown by way too fast for me! It was a very busy spring and early summer for our rose society! With the assistance of the Sacramento Floral Design Guild, the Sacramento Rose Society presented its annual Rose Show on April 27th at a different venue location.



I want to thank almost all of our active members for making that event happen! It took a village of folks about two whole months to plan out the logistics for the rose show and prepare to make it a big success! I saw a few of you come by to view the rose show at the Gibbons Community Center. The roses and arrangements were spectacular! In the photos, you see 1) Dave and Ruth Coop prepare the photo entries at the back of the room for judging; and 2) the arrangement artists preparing their entries. 3) photo of Challenge Classes: Miniature English Box, and Rose Bouquets. (photos by Audrey Brandt.)



Three short weeks later, we prepared for and hosted a successful Tea in the Rose Garden fundraising event at Dave and Ruth Coop's garden! Again, a long list of members and others to thank who worked hard in making that fundraiser a big success and loads of fun! If you weren't there, I'm sorry you missed it! (see article in this newsletter).



Come to our June 12th Meeting! Last one before summer vacation, as no meetings in July or August. It's our second Little Rose Show (entries from 6:30 pm to 7:00pm) and it's our annual Ice Cream Social and Rose Show Celebration. You'll see a fabulous slide show reel from the rose show, then enjoy a cup of delicious vanilla ice cream with your choice of a favorite topping. Oh yeah, please bring your favorite topping with a little bit extra to share! That way we will have lots of choices! Meeting starts at 7 pm.

Update on use of Sacramento Garden & Arts Center facility costs: We have booked our fall 2025 meetings at the Shepard Garden and Arts Center. **Please note that our December Holiday meeting will be on FRIDAY, December 12th.** Please mark your calendar now!

*Kay Jelten*



## SRS Raffle will have some special items this June

Debra Bray really knows how to mix it up. First, blue, then cream items. This month she has lavender items. They would make a delightful gift for someone.



**DON'T FORGET TO BRING GARDEN ITEMS & PLANTS TO SHARE**

## ARS 2025 WEBINAR LINE-UP

These webinars are provided **FREE** of charge for all American Rose Society members. There is a \$5 fee for all others interested in attending a webinar. Questions about registering for webinars should be directed to Tanya Cole at [Tanya@rose.org](mailto:Tanya@rose.org) or 318-938-5402, ext.108.

**SAVE THE DATE FOR THESE FUTURE PROGRAMS:** Registration info will be issued at a later date.

- June 28, 2025 · 11:00am – 2:00pm: "Rose Selection in Different Soil and Climate Conditions" Speaker Matthias Meilland, Sixth Generation Rose Breeder, House of Meilland
- July 26, 2025 · 11:00am – 2:00pm: "An Update on Breeding Roses for Black Spot Resistance" Speaker: Dr. David Zlesak, Professor of Horticulture, University of Wisconsin River Falls
- August 23, 2025 · 11:00am – 2:00pm: "Rethinking Late Summer & Fall Rose Health Strategies" Speaker: Dr. Mark Windham, Professor Emeritus of Plant Pathology, The University of Tennessee Institute of Agriculture
- September 27, 2025 · 11:00am – 2:00pm: "Designing a Garden for Rose Collectors. The Normal Rules Don't Apply!" Speaker: Paul Zimmerman, Owner, Paul Zimmerman Roses Consulting and Design
- October 25, 2025 · 11:00am – 2:00pm: "What's New with Jackson & Perkins" Speaker: Wes Harvell, Rose Category Manager & Rosarian for Jackson Perkins Park Acquisitions Inc.
- November 22, 2025 · 11:00am – 2:00pm: Topic TBA Speaker: Thomas Proll, Chief Hybridizer, Kordes Roses

**Most of the roses currently on the market have been primarily produced by the work of about 50 professional hybridizers. Each one cross-pollinates thousands of roses every year in the hope of finding that "perfect" one. The number of possible genetic combinations for new roses is mind boggling, but the odds have been placed at about 100,000 to 1 against any specific cross-fertilization producing an outstanding new rose.**



# Sacramento Rose Society

## 2025 Calendar

General Meetings are at Shepard Garen & Art Center 3330 McKinley Blvd. Sacramento

**June 12, Thursday, 7-9 pm** **Ice Cream Social & Rose Show Celebration!** General Meeting

**"LITTLE ROSE Show"** Entries open 6:30 – 7:00pm

**July/August**

No meetings. Enjoy your summer vacation!

**Sept. 11, Thursday, 7-9 pm** **Greg Gayton** General Meeting

**"LITTLE ROSE Show"** Entries open 6:30 – 7:00pm

**Oct. 9, , Thursday, 7-9 pm** **TBD-Educational Rose topic** General Meeting

**"LITTLE ROSE Show"** Entries open 6:30 – 7:00pm

**Nov. 13, , Thursday, 7-9 pm** **TBD-Educational Rose topic** General Meeting

**"LITTLE ROSE Show"** Entries open 6:30 – 7:00pm

**Dec. 11, Thursday,**  
6:30-9:00 pm

**HOLIDAY DINNER, Awards, Presentation & Installation of Officers**  
General Meeting

**SRS Board Meetings** are held on the Monday prior to each month's general meeting, from 10 am–noon. Meeting location varies so check ahead of time. Interested SRS members are welcome to attend as a guest. Contact Kay Jelten for more information. Board meeting dates for 2025 are: January 6, February 10, March 10, April 7, May 5, June 9, September 8, October 6 , November 10, December 8

## SFHRs CALENDAR OF ROSE ACTIVITIES—2025

|                  |  |  |
|------------------|--|--|
| <b>JUNE</b>      |  | Rose show Kick Off Meeting, Baldo visiting East Coast 5/31-6/30                          |
|                  | <b>6/5 Thursday</b>                              | <b>WINE &amp; ROSES IN LINDA'S &amp; CHARLOTTE'S ROSE GARDENS</b>                        |
| <b>JULY</b>      |  | No general meeting is scheduled.   |
| <b>AUGUST</b>    |  | No general meeting is scheduled. Selection of Nomination Committee                       |
|                  | <b>8/2 Saturday, 7am-2pm</b>                     | <b>SACRAMENTO MG'S HARVEST DAY @ FAIR OAKS HORTICULTURE CENTER</b>                       |
| <b>SEPTEMBER</b> | <b>4/3 Thursday</b><br>7-9:30 pm—General Meeting | <b>SUZANNE HORNE, MINIATURES</b><br>Maidu Community Center at 1550 Maidu Drive Roseville |
|                  | <b>5/1 Thursday</b><br>7-9:30 pm—General Meeting | <b>HOW TO ENTER A ROSE SHOW</b><br>Maidu Community Center at 1550 Maidu Drive Roseville  |
|                  | <b>10/18 – Saturday</b>                          | <b>SFhRS ROSE SHOW @Green Acres Roseville</b>  |
| <b>NOVEMBER</b>  | <b>5/1 Thursday</b><br>7-9:30 pm—General Meeting | <b>Rose Show Celebration &amp; Awarding of Trophies, Vote for 2026 Board Officers</b>    |
| <b>DECEMBER</b>  | <b>12/4- Thursday</b><br>6:30 to 9:30 pm         | <b>HOLIDAY PARTY &amp; INSTALLATION OF BOARD OFFICERS FOR 2026</b>                       |

**Board Meetings:** SFhRS Board Meetings are generally held on the 2nd Wednesday of the month, from 6pm–8pm. No Board meeting in June & July. Location varies for each meeting so check to verify for time and location. Interested SFhRS members are welcome to attend. Contact Barbara Patman or any other board member for more information.



Well...this is about to get awkward. 😬



It's gardening season. Five weeks ago I planted myself on the sofa and I've grown considerably.



## Rose Society Membership INFORMATION

**SACRAMENTO ROSE SOCIETY:** Dues are \$30 for paper newsletter or \$20 for email recipients of the newsletter. Make the check payable to the Sacramento Rose Society and send to Rick Sydor 1092 Salmon Drive Roseville, CA 95661.

**SIERRA FOOTHILLS ROSE SOCIETY:** Annual dues are \$20 per household. Members will receive issues of this newsletter by email or snail mail. For more information contact .Ramon Lopez 5837 Eureka Road, Granite Bay CA 95746

**AMERICAN ROSE SOCIETY (ARS):** membership entitles you to six issues of the award winning magazine, The American Rose plus annual Handbook for Selecting Roses which rates over 3,000 roses, and much more. . Contact ARS at (800) 637-6534 or <https://rose.org/join-renew/>



Sacramento Rose Society

[sacramentorosesociety.org](http://sacramentorosesociety.org)

Meetings are at 7:00 p.m. on the 2nd Thursday of each month except July and August in the Shepard Garden & Arts Center at McKinley Park located at 3330 McKinley Blvd. Sacramento. Room opens at 6:30 pm.

Take E Street (southbound) or H Street (northbound) exit off business I-80; go east past the park. (E Street turns into McKinley Boulevard.) Enter parking lot off 34th Street and Parkway.

### Rose Reflections...

Charlotte Owendyk, Editor  
204 Park Meadow Court  
Roseville, CA 95661



Sierra Foothills Rose Society

[SierraFoothillsRoseSociety.org](http://SierraFoothillsRoseSociety.org)

Meeting are at 7:00 p.m. on the first Thursday of each month except for January, June, July and August unless announced otherwise room opens at 6:30 p.m.

Meeting location is at the **Roseville Maidu Community Center unless otherwise noted in program info in the newsletter.** Located at 1550 Maidu Drive Roseville