



# Rose Reflections...

Produced for members of Sacramento & Sierra Foothill Rose Societies

## Interview of Dave Bang, rose hybridizer, by Ellie Longanecker

Editor's note: Ellie interviewed Dave Bang, who is rocking the rose world with his beautiful roses, for this article. *Comments about each rose is Ellie's impression/review of some of the Dave Bang Roses that she purchased earlier this year. The pictures of the roses were taken by Ellie Longanecker in her garden except for Strawberry Kisses which was taken by Dave Bang. Enjoy.*


**Ellie Question:** *Regarding the hybridization process: How long from the concept or creation of a new variety to availability AKA market?*

**Dave:** Like you said before. "We stand on the shoulders of those that went before us". There are many nice varieties out there to work with, after a couple of years of breeding you could produce something that is a little better, perhaps in color or form, or longevity of bloom or disease resistance. You may spend a year or two just achieving the form or color and none of the other qualities. If you continue breeding with that particular rose to add disease resistance, you get disease resistance but unfortunately sometimes lose the other great qualities, which is a setback.

With so many grandparents' bad genes in the gene pool it could take over a decade or two to get all the positive qualities you are looking for in one rose. If you are striving to create a large hybrid tea, that has disease resistance, perfect color, exhibition form, thornless and fragrant you could work a lifetime and still not get that perfect rose. It depends on your expectations. It takes many, many years of work to get the qualities you are looking for.

**Ellie Q:** *What are some of the biggest challenges you face in creating new varieties and also making them available for rose enthusiasts?*

**Dave:** The challenges wax and wane, a delightful challenge is having tons of beautiful blooms, opening perfectly and you have so much to breed with. You can become overwhelmed, with an abundance of rose hips with numerous varieties and limited room inside the seedling bench to accommodate all the extra seed. A different



**Mango Blush-Mini Flora**

**I love this flower, It has few to no thorns, exceptional foliage, unique color, and blooms hold for a very long time, and has show form. The plant grows to about 3.5 feet tall and not very wide.**



**SRS will have a Little Rose Show  
September, October and November.  
LRS Schedule is an attachment  
to the distribution email.**



**Raffle Rick will be  
looking for items for  
SFhRS & SRS  
Meetings!**

## DAVID BANG, ROSE HYBRIDISER—AN INTERVIEW



### TOUCH OF HEAVEN-FLORIBUNDA

A 7-month-old cutting from K & M is close to 4 feet tall with 3 gorgeous sprays, one spray has 9 flowers with some buds. It is a very pretty healthy vigorous plant, with show form. Our recent heat wave appears to have triggered a growth spurt—white on the outer petals very soft pink in the center. I would be happy to have several of these floribundas. If you love Leading Lady you will love this Floribunda they could pair well for a high-low.

type of challenge in California is dealing with 105 plus temperatures for many weeks straight and have your water restricted to 1 day a week before 6 AM or after 9 PM this is very difficult. Another setback is squirrels eating your rose hips and digging around the seedling bench stirring up seed and scattering it all over the place, so you have no idea what the crosses were. Raccoons love to dig in the one-gallon pots looking for grubs, that is no fun either. Another challenge / disappointment is getting a beautiful rose that has many great qualities like form, unique color, perhaps strips, long lasting and heat tolerant, but it does not have disease resistance.

**Ellie Q:** *What are some of your favorite or more successful roses you have introduced?*

**Dave:** My personal favorite is Captivating. Captivating is a dark pink with yellow stripes. Excellent form, blooms in clusters, powdery mildew free and thornless. The next step in making it the perfect rose, is complete disease resistance, fragrance and hybrid tea sized blooms. Additional successful favorites are Strawberry Kisses, Mango Blush, and Swirly Pop.

**Ellie Q:** *-I love all my roses from K & M that are grafted to Fortuniana rootstock, who determines what is grafted or grown on own root?*

**Dave:** K and M Nurseries determines how many to graft on root stock and how many to grow own root. Mr. Mills grows own root for those customers in the north that cannot grow grafted roses because of the cold. Grafted roses go to the warmer southern states. This decision is up to the grower.

**Ellie Q:** *K and M Nurseries in Mississippi has endured a lot of challenges, especially heartache in the past few years, and mailing plants to California adds additional expense and restrictions. Is there a possibility of a grower on the West Coast?*

**Dave:** At this time, there is no plans for growing in California but perhaps Otto and Sons could be a source in the future.

**Ellie Q:** *I am sad to see you move out of California are you comfortable sharing why you moved?*

**Dave:** I simply outgrew the 8000 sq ft. lot. I now have 2 acres to grow roses on at 1/10 the cost of California. The water restrictions, the regulations, the crazy politics. California is a doomed state fraught with folly.

**Ellie Q:** *I added about 20 Dave Bang Roses to my garden this year, and a trait that is very near and dear to my heart is staying power, roses that last. I love that my new Dave Bang Roses last. It also seems long-lasting roses tolerate the heat better. Is holding power a trait you are specifically breeding for?*

**Dave:** Yes, longevity is a very important trait, and heat tolerance especially in California. It's important in the garden and on the Exhibition table. Not only did I get tired of many nursery purchased roses looking perfect in the morning when they were picked but could not hold their form for the judges, I got tired of garden roses burning up in a few hours on a hot day. I grow roses to enjoy them not spend all my time deadheading them. This is why I chose Black Magic as a parent, excellent form, excellent heat tolerance, So Black Magic has been a key rose to breed with.

## DAVID BANG INTERVIEW

**Ellie Q:** I am very impressed with my Dave Bang miniature, mini floras, and floribundas, do you see Hybrid Teas in your future?

**Dave:** My original goal was Hybrid Teas, but unfortunately the stripe gene you see in my hybrids came from mini, and mini, mini flora genes tend to dominate. We have produced a couple of stripped HT's that we feel you will really like.

**Ellie Q:** James Mills recommended "It's Gorgeous" and I am so glad he did. This vibrant yellow, prolific floribunda is heat tolerant and **extremely fragrant**. --Is fragrance a priority to you?

**Dave:** Yes, absolutely fragrance is high on my list, but unfortunately fragrance and disease resistance are two genes that do not come together often. It's always wonderful to get roses with fragrance and disease resistance, and these are the ones we try to breed with to develop new varieties.

**Ellie Q:** Dave, I love the expression "We stand on the shoulders that went before Us" I think the first time I heard it was from Mr. Ralph Moore. Was there a particular rose, moment, or person that ignited your passion for hybridizing?

**Dave:** There was not a particular rose hybridizer that sparked my love for roses. My love for roses was an innate quality that Jesus gave me for his beautiful creation. One day looking for roses at a Home Depot and later visited a rose nursery I found a couple of roses I like, but not what I was truly looking for, so I decided I might as well create them myself. The journey began.

*Thank you Dave, and congratulations I took a look and the "New Horizon Roses 2024, a Review of America's new Exhibition roses" by Suzanne Horn, and you received the most reviews in 4 of the 8 categories. It's Gorgeous, Floribunda, Mango Blush, Mini Flora, Swirly Pop, Mini and A Night of Magic, Climber.*

## MEDLY OF DAVID BANG ROSES



**SACRIFICIAL LOVE-MINI-FLORA**

So glad I purchased two. This beautiful rose has the deepest red velvety flowers, they almost look black, which makes it difficult to photograph. Show form, heat tolerant grows tall about 3.5 feet. Flowers are mostly in sprays that hold for a long time.



**SPICE OF LIFE-MINI-FLORA**

Bright orange-red color, Dave describes it as Vermilion. Lovely sprays with show form, perfect lighter green foliage, nice rebloom, tolerates heat, and flowers last. Low thorn pretty stamens when fully opened. The plant is about 4 feet tall.

## ROSES WITH A BANG



**MY FIRST LOVE-MINI**

One spray can have as many as 20 blooms to a stem. The deep red petal with a very light reverse creates a very striking color. Also has show form and the flowers last a long time. The young plant tolerated our 105-degree heat wave well.



**IT'S GORGEOUS-FLORIBUNDA**

If you want fragrance this beauty has it! Bright clear yellow blooms with show form, currently more single stems than sprays. It's Gorgeous takes the heat and has great holding power, in a 20-gallon ceramic pot, the plant is 3 feet tall and 2.5 feet wide.



**MARSHMELLOW BUBBLE GUM MINIFLORA**

This rose is a Queen, the plant stays nice and compact, about 1.5 feet tall and wide. The Pink and white stripe blooms have a very nice substance that will tolerate the heat. The heat does decrease the number of flowers so I am looking forward to Fall.



**HEAVENLY-FLORIBUNDA**

Move over "Julia Child" Heavenly is now my favorite Floribunda, a perfect pink that opens to a ruffly petal. Heavenly, mostly throws single-stem blooms vs sprays. Perfect foliage, nice repeat after deadheading. Currently 3 feet tall and 3 feet wide. Again heat tolerant what's not to like?

## ROSES WITH A BANG



**STRAWBERRY KISSES-MINI-FLORA**

The habit is vertical about 4 feet, Flowers present mostly in sprays with show form interesting strips with some freckles

**Summary:** All the above Dave Bang roses are completely disease-resistant here in our dry Sacramento climate. I have additional Dave Bang introductions to review that need more time to get established. All the above roses have only been in my garden for 7 months they came to me in 1-gallon pots from Mr James Mills at K and M Nurseries in Buckatunna Mississippi. The price for the roses is very reasonable but you do pay a premium for shipping.

The photos of the Dave Bang collection on the K and M Nursery web page are very enticing you might want to peek at them

**NOTE from Ellie:** I only have 1/2 of the roses reviewed completed, because the other roses need more time, some I am potting up again, or moving to new flower beds. So there will be a Dave Bang rose review part 2 probably in Dec , Fall can be the best bloom in my garden.

*Editor: Thank you Ellie! Something to look forward to.*

## ARS WEBSITE has gotten a MAKEOVER!

Take some time and investigate the changes. It looks and works much better.

Just scroll down the opening page. There is a lot of information about roses to be had by just by clicking on each of the links. There are at least 25 interesting articles to read.

Garry Chin would love to get feedback, since he worked on the committee to update the rose.org website.



## ARS WEBinars

**MISSED** an ARS webinar or want to see what other interesting webinars are available

go to: <https://www.rose.org/webinars>

DATE	October 5 , 2024
TIME	9 AM PT
TOPIC	What's New at Jackson & Perkins
SPEAKER	Wes Harvell
ATTENDEES	Anyone
CREDITS	None
COST	\$0.00
REGISTRATION LINK	Check Rose.org Calendar for webinar link Updates

## ARS WEBINAR INFORMATION

The American Rose Society Webinars are produced to provide everyone with an interest in roses an online education source without the cost of traveling to a seminar location.

The Webinar topics include: Various "How to" subjects and Members Meeting with the ARS President.

Schools: Consulting Rosarian, Horticulture Judges, Arrangement Judges, Photography Judges, Contest Results and ARS Business Partners updates.

Attendance at an American Rose Society Webinar by the following provides them credit: Consulting Rosarians, Judges: Horticulture, Arrangement, Photography that goes to the continuing education.

Cost to attend an American Rose Society Webinar – **Free for American Rose Society member** (one of a number of benefits of being a member (cost is not too high though benefits more than make up the membership cost), \$10 for non ARS Members).

As the number of American Rose Society Webinars and attendees increased various issues arose that we at American Rose Society have resolved. These issues are:

- Some attendees had various issues attempting to join a webinar, various issues while attending a webinar.
- Some American Rose Society members paid to join a webinar even though there are no fees for them to attend.
- Those planning to attend American Rose Society Webinar away from their home or in another country, territory, etc. did not know what time at their location the American Rose Society Webinar started.

The resolutions to the issues include:

All webinar applications have minimum system requirements, American Rose Society has a link from GoTo (ARS Webinars use GoTo Webinar) for attendees to use to ensure the device being use to attend a webinar meets the requirements. A code for American Rose Society members to use when registering to attendee a fee webinar has been developed.

A time zone application with Shreveport, Louisiana (home of the American Rose Center that originates the webinars) as the default location is available to determine what time at one's location the American Rose Society Webinar starts.

Where can one find these resolutions? The most of resolutions can be found within the email ARS Webinar announcement (where applicable).

After viewing the topic and information about the speaker of a webinar, scroll down the email and if there is a discount for ARS members attending a fee webinar that is enter when registering to attend the webinar. If you are/well be attending away from home or from another country, scroll to the bottom of the email. Then click on the "worldtimebuddy" link.

Enter the city, state or country from where you will be attending. Then go to the calendar and select the date of the webinar, then the CT time the webinar is scheduled to start. You will then be shown the webinar will begin where you will be watching from.

After registering to attend an American Rose Society webinar, an email will be received for Joining the webinar. Prior to attending the webinar check to ensure the device you will use to attend the webinar meets the GoTo Webinar minimum system requirements by clicking on the highlighted "check system requirements". Hopefully any changes will be minimal.

Note: All webinar applications have minimum requirements for non-issue attendance and do not support older technology or applications.

Bottom line, please scroll through and read the entirety of the ARS Webinar announcement, and if you elect to be included the "Join the Webinar" email will insure a successful trouble free webinar attendance.

*Garry Chin, CO-Organizer, American Rose Society Webinars*

## SIERRA FOOTHILLS SEPT 5<sup>TH</sup> PROGRAM

**Karrie Reid:** renown expert on how irrigation and other practices affect roses will present:  
**“Rose Trials, Sustainability, and Current Trends”**

at the Sierra Foothills Rose Society meeting on Thursday, September 5, 2024, at 7:00 PM. The meeting will be held at the Maidu Community Center, 1550 Maidu Drive, Roseville, CA.

Karrie Reid has a B.S. in Biology, M.S. in Horticulture and Agronomy.

Come and learn the latest rose breeding practices and how the latest trends look for sustainability, and how that benefits us! What do Rose Trials show us, and where are they held? What can we learn from these trials and how do we implement new practices in our gardens?

Karrie Reid retired from the University of California at Davis, where she served as Staff Research Associate in San Joaquin County’s UC Cooperative Extension Advisor in Environmental Horticulture. She also acted as academic support to the UC Master Gardener programs and provided training throughout the state.



She began performing irrigation-based plant trials in 2005 on the U.C. Davis campus expanding to U.C.’s South Coast Research and Extension Center in Irvine in 2016. Since then, in collaboration with cooperators and USDA funding, the trials have been replicated in 5 states at universities across the Western U.S.

Karrie is an avid home gardener and plant lover. She will discuss how irrigation and other practices effects roses, based on UC Landscape Plant Irrigation Trials. We will discuss the most sustainable practices to ensure your roses are resilient in an unpredictable climate.

## SACRAMENTO ROSE SOCIETY SEPT 12TH PROGRAM



Our September special guest is Greg Gayton, of Green Acres Nursery & Supply.

Greg will bring us the latest information about new items and plants to help us add that artistic touch for our home and rose gardens!

He has an interactive presentation for us, and has recruited one of our favorite Master Rosarians, Charlotte Owendyk, to ad-lib with him. This promises to be a fun evening. Come join us, and bring a garden-loving friend or neighbor along with you!

Doors open 6:30 pm for entries to Little Rose Show and networking. Program begins at 7 pm. Bring one or more of your best looking rose bloom(s) with leaves, cut on as long of a stem as you can. We’ll help you enter it in the Little Rose Show between 6:30-7:00pm.

Join in the fun!

Sacramento Rose Society Meeting Location is Shepard Garden & Art Center, located in McKinley Park. (Parking & entrance on Park Street.)

**“Why do Gardeners make good detectives? They have all the dirt.” Anonymous**

**“A weed is a plant that has mastered every survival skill except for learning how to grow in rows.” Doug Larson**

**“I am not anti-social; I’m just pro-garden” Source Unknown**

**“I like gardening—it’s a place where I find myself when I need to lose myself” Alice Sebold**

# ARRANGEMENT WORKSHOP

September 28, 2024 from 1 to 3 pm

*At Charlotte's Backyard Patio and fabulous park like garden located in Roseville.*

Learn **2** basic styles of arranging - A Traditional Line Design and a Modern Line Design. Cherry Hoover, who is an outstanding and winning arranger, will cover all you need to know to make each type of design.

Take a ways will be two beautiful arrangements and the confidence to make these designs again on your own. (Maybe even enter an arrangement in the upcoming October Sierra Foothills Rose Show).

Small \$25 fee will cover roses, line material and greenery, containers/vases, floral foam, and refreshments.

**Class size limited to 15! Deadline for sign-up is Monday September 24<sup>th</sup>.**

To reserve your space contact:

- Cherry Hoover at [hoovercherry1@gmail.com](mailto:hoovercherry1@gmail.com) or (916 765-1907)
- Charlotte Owendyk [owendyk@gmail.com](mailto:owendyk@gmail.com) or (916 803-5740)



**Let's have some  
fun arranging  
Roses!**

## FALL ROSE CARE

~Charlotte Owendyk, Master Rosarian

Are you all glad that July is over—it was just too hot. If I remember it was the longest stretch of super HOT 100+ days ever! The intense heat of summer is gone and the subtle signs of fall are starting to appear. The intensity of color on the roses I picked this week is indicative of the cooler weather.

August is the time to reflect on the work you've done all summer and to prepare your garden for what's coming next—the FALL BLOOMS.

Now is the time to **fertilize** your roses and cut back your exhibition roses this weekend. Most exhibitors will be fertilizing again mid September. This ensures that you will have blooms for the SFhRS Rose Show which will be on October 19 at Green Acres Nursery in Roseville. Roses that produce larger blooms take 6 -8 weeks (varies with the weather) to bloom after being cutback. Miniatures/Minifloras take 3-5 weeks.

**Water is still important! Do it early in the morning or early in the evening** (the humidity is still low enough for the leaves to dry quickly). We will need to continue watering our plants until it rains. Sometime near the end of October or by mid November, I cut back on the amount of time I irrigate. The days are shorter and the temperature is cooler and the plants just don't need as much water.

**Mulch**—any time is a good time to mulch. Green, compost, or bark—goes a long way in maintaining soil moisture and coolness. Don't let it mound around trunks or main stems; give them a little room to breathe to avoid crown rot. If you have green mulch like my Angelina sedum, keep a 12 inch diameter breathing space around your roses. I ordered 5 yards of compost and rototilled half into the soil. I will adding the other half as top dressing for this area.

**Deadheading and Pruning** Another important task to tackle before August ends is deadheading and pruning your plants. Deadheading regularly during August can extend the blooming season of many flowers, such as roses, coneflowers, and dahlias. prune my summer-blooming shrubs, such as hydrangeas and spireas, to remove any dead or diseased wood and to encourage new growth. It's also a good time to trim back any perennial plants that are looking a bit tired after blooming. Pruning helps your plants redirect their energy from maintaining old growth to developing new, healthy shoots.

**Sierra Foothills Rose Society representatives—Baldo, Garry, Charlotte, Linda, Rick and May at our Harvest Day Booth.**



## CURIOUS ABOUT ROSE HIPS?

*-Paula Agostini, Consulting Rosarian*

Even the most seasoned rosarians may not know much about rose hips. Hips, also called haws and heps, are defined by Wikipedia as “the accessory fruit of the various species of rose plant.” Wikipedia goes on to say they are typically red to orange and can range from dark purple to black. Doesn't tell us a lot does it?

Hips are actually seed pods that develop when a spent bloom is left on the rose bush. The seeds can be used to propagate (clone) the parent rose. Hips are mature after four to five months when their color is dark red to black. At this point, the seeds can be harvested, placed on a damp paper towel, and stored in a cool (not refrigerated) location. The Spring after harvest, seeds should be planted in a light soil and placed in a sheltered location until the new rose sprouts.



Rose hips have traditionally been a source of nutrition for both wildlife and humans alike. Deer, birds, mice and rats frequently take advantage of the tasty morsels found in the garden.

Humans have used hips nutritionally and as well as medicinally for centuries. Historically it was thought that rose hips could help cure ailments such as joint disorders, nausea and heart issues. Hips were used by Native American Cultures as vegetables. More recently hips were found to be an excellent source of vitamin C and were recommended during World War II as part of a victory garden.

Today, rose hips in powdered form may be found in many health food stores. Consuming rose hips as a dietary supplement is thought to help relieve arthritis pain, increase heart health and speed one's metabolism.



Current culinary uses for hips include brewing tea and making jams and jellies. Recipes can easily be found in printed resources and well as on the internet. Other uses include producing balms, lotions and scented products. There is a large industry centered on producing these products. One additional use is to incorporate hips into floral arrangements, wreaths and other decorative projects.

In conclusion, we can see that Wikipedia's definition of a rose hip as an accessory fruit is correct but woefully limited. Hips are very important in our culture as a source of nutrition, medicine, and a source of scents. They are also important in sustaining wildlife in our gardens. And finally, rose hips are beautiful to look at and enhance our surroundings in arrangements and other décor. The message is “don't dismiss the hips!”

# SUMMER ROSE PETAL SANGRIA RECIPE

Collect one cup of fresh wild or homegrown rose petals. Rose petals collected in the morning are especially fragrant, but all rose petals untreated with pesticides will work too. You can also use [food grade dried petals](#).

Make the recipe for Rose petal simple syrup, letting the petals steep overnight for the most flavor. Then follow the Sangria Recipe and enjoy this refreshing, summery drink, preferably sitting outside, letting the worries of the day be carried away.

Roses are thought to heal the heart and sooth the soul.

Rose Petal Sangria- made with wild rose petals and rosé wine – a refreshing summer drink that is lightly floral and delicious! Perfect for weddings, special brunches, or showers!

Sourced from: [Sylvia Fountaine | Feasting at Home Blog](#)

- **PREP TIME: 14 HOURS**
- **COOK TIME: 5 MINS**
- **TOTAL TIME: 14 HOURS 5 MINS**

**YIELD: 4-5 DRINKS**

## Ingredients:

- 1 bottle Rosé Wine
- 1/4–1/3 cup Rose petal simple syrup ( see below)
- 1/4–1/3 cup Elder Flower Liqueur ( like St. Germaine)
- 1–2 tablespoons fresh rose petals (washed) for garnish
- Handful fresh mint leaves for garnish ( optional)

## Rose Petal Simple Syrup

- 1 cup washed fresh wild rose petals ( or 1/3 cup [dried petals, food grade](#) – available in bulk section of gourmet markets)
- 1 cup Sugar
- 1 cup water
- 1 teaspoon lemon juice

## Instructions:

1. Make rose petal simple syrup. Bring all ingredients to a simmer, stir until sugar is dissolved. Turn heat off. Let roses petals steep for 12-24 hours in a cool place. The longer, the more rose flavor! Strain. (Refrigerate any leftovers)
2. Place Rosé Wine, 1/3 cup Rose petal simple syrup, 1/3 cup Elder Flower Liqueur and 1-2 tablespoons fresh wild rose petals (washed) and optional mint in a large pitcher and refrigerate for 1-2 hours. Serve over ice.
3. Enjoy!



## DEFINITION of Shovel Pruning:

By now, you have identified the shy bloomers and poor growers in your Rose Garden. That's when you shovel prune....Remove and make space for a new variety.



**#1: DETERMINE IF YOU HAVE ANY ROSES ON THE LIST OF ROSES THAT ARE BEING REVIEWED.**

Click on Link adjacent to start **Survey**:

Or go to **rose.org** and scroll down to Roses in Review to see list of cultivars and link to survey.

To go to any of the links, hold down the ctrl button to see a hand and then click with your mouse.

**Your help is needed to evaluate new roses! Please participate in [Roses in Review 2024](#).**

A broad base of participation is needed to make this project worthwhile. We need your evaluations, whether you grow one of the varieties on the survey list, or dozens of them. We welcome evaluations from you whether you are new rose-grower, a "garden" rose-grower or a seasoned veteran grower, whether you grow roses for your landscape and garden, or if you also grow them to exhibit or arrange.

Go to [www.rose.org](http://www.rose.org) and click on black box in the upper right-hand corner labeled [Roses in Review 2024](#). to begin! Please read the directions carefully to learn how the system works. You can [download the instructions](#).

The online survey at [www.rose.org](http://www.rose.org) will close at 5:00 PM (PST), September 26, 2024. Any paper forms submitted must also be in the hands of your district coordinator by that date. We urge you to use the online system - it's easy and it saves from having to transcribe written forms. Please take the time to report on all the varieties you grow on the **Roses in Review** survey list.

If you like to download information; here are some links: Download the [instructions](#)

Begin [reviewing roses](#)

Download the Roses in Review [form](#)

View/download the list of [2024 roses](#)

Results of the survey will be included in the January/February 2025 issue of *American Rose* magazine and will determine ratings in the **ARS Handbook for Selecting Roses** as well. For these results to be meaningful, we need everyone to participate. Please take a few minutes of your time to evaluate your new roses.



It allows me to clip about 20 feet of spent bloom on this perennial geranium in less than 10 min. It is super lightweight and recharges quickly. Had it 18 months and use it frequently. It saves wear on tear of my hands. (Linda Knowles has one too!)

Charlotte Owendyk



**[2 TOOLS IN 1]:** Convert from grass shear to hedger quickly and easily. Blade Length: 4"(Shear) and 6" (Hedger).

**[BATTERY LIFE]:** Rechargeable, 7.2 V lithium-ion battery for hassle-free, cordless operation (battery charger included)

**[LIGHTWEIGHT]:** Durable and lightweight design (Only 2.5 lbs.) with ergonomic handle for easy control and handling



# Sierra Foothills Rose Society

*Good Roses, Good Friends!*

## President's Message




Hello from Cranston, Rhode Island! My friend Jacqui Nye and I have been very busy getting ready for the 2024 ARS National Convention on September 9-13, 2024 at the Cowne Plaza Hotel in nearby Warwick, Rhode Island. We are the rose show chairs but because Jacqui's home is located near the Crowne Plaza Hotel, she is receiving everything that has to do with the convention and her porch is starting to fill up with boxes and other donations. Any plants that arrive, we immediately take them out of the shipping boxes and set them in filtered light to harden them and get them ready for the convention.

We are on the home stretch and on a daily basis, we are constantly going over the list of things that need to be done. We are also constantly answering questions from the convention attendees and exhibitors. We plan to bring everything that has accumulated to the Crowne Plaza Hotel starting on Sunday September 7 th and done by Monday afternoon. If you would like to see what the ARS Convention is all about, please visit its website at <https://www.seaofroses.org/>

Last spring I started a rose garden of my own on Jacqui's property. I planted the rooted roses that I brought from my garden and bought a few large roses from local nurseries and rose society sales. By June the new roses got established and produced some beautiful blooms that I was able to enter in two local roses shows and able to win a few trophies in both shows. One of my roses went up to the head table and got King of Show. This was a new Hybrid Tea rose by the name of Philosopher's Rose. The single petaled miniflora, Will-'o-the-Wist won a trophy in both rose shows that I entered.

Unfortunately, I won't be back in time to Orangevale to deadhead, fertilize, and get the rose garden ready for the rose show on October 19 th . **I generally like to apply fertilizer or horse manure during the summer months at least two months before the rose show. I start deadheading the roses in late August and I try to be done by Labor Day.** Roses in the Sacramento area bloom about every six weeks from the time they are deadheaded. Heavy petaled roses might take seven weeks while single petaled roses might only take five weeks.



*~Baldo*



# Sacramento Rose Society

*Take time to Smell the Roses!*

## President Message



### Fall is on the way – We are eager!

Summer vacation has wound down and schools are starting up again. We too, start up again for our fall meetings and Little Rose Shows. Our next meeting is September 12th at Shepard Garden & Arts Center in McKinley Park. Doors open at 6:30 pm for entries into the Little Rose Show and for networking. I hope to see you there! I'm looking forward to Greg Gayton to hear about the interesting garden updates he comes to share!

What an unusual summer this has been! Hot, cold, warmer, HOT-HOT-HOT, suddenly cold, then suddenly HOT again! I found it was such a challenge these past two months for my body to adapt to the erratic changes in the weather, I can really empathize with my roses and vegetable garden plants; how confused they must be!

The good news: my roses are bursting into bloom now, with just one week of cooler weather (that just means anything below 100 degrees!) At least this year, with no shortage of water, I was able to increase the drip frequency to help keep the plants better hydrated. Even with that, I noticed the tops of some roses, especially those with thinner or lighter colored leaves, turned crispy brown during that run of days above 110 degrees. It looked like I had put them in a convection oven! Well, I guess that is what it felt like to the roses. I don't know, cuz it was way too hot for me to be out there, even with wearing a wet long-sleeved sun-shirt, big brimmed hat AND using a shade umbrella! More good news: even those roses are already recovering.

Health Reminder: keep yourself and others healthy and safe. I'm asking anyone who does not feel healthy at the time to avoid public events and stay home. This helps prevent the spread of viruses, especially COVID or other flu and cold viruses. If you're feeling even a little bit "off" such as extra tired, develop a scratchy throat or increased sneezing/coughing - these are classic signs of a viral infection just getting started. Even before the very first of these symptoms, the virus has increased to a level that it can easily spread, so you should stay home and self-isolate to

protect others. Good hand sanitation really helps reduce the spread of viruses, so it's time to get a mini-bottle of hand sanitizer to carry in your purse or pocket. Never cough or sneeze "out loud" – always try to "catch & cover it" in the crook of your arm, sleeve or with a tissue. (If one sneaks up on me, you might even see me try to catch it down the front of my top!) That's better than throwing those viruses out into the air to land on others or for them to breathe in. Here's to keeping healthy and beautiful fall roses to enjoy!

~Kay


### SRS REFRESHMENT CORNER

**Welcome back after our long, very hot summer!! Please join us at our September 12 SRS meeting and enjoy delicious goodies and conversation around our refreshment table!**

**Bill and Mary Kuyper, Katie Selensky, and Bill Terrell have generously signed up to bring refreshments for our September meeting. Our thanks to them!**

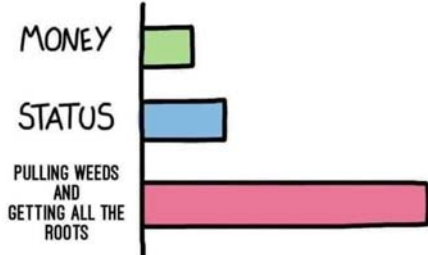
**See you on September 12!**

**Janice Lauinger ( [jlauinger@softcom.net](mailto:jlauinger@softcom.net), (916) 993-9221 )**



## WHAT GIVES PEOPLE FEELINGS OF POWER

www.homesteadingandhungry.com



## Rose Society Membership INFO

**SACRAMENTO ROSE SOCIETY:** Dues are \$30 for paper newsletter or \$20 for email recipients of the newsletter. Make the check payable to the Sacramento Rose Society and send to Cheryl Duncan 2460 Hidden Hills Ln Lincoln Hills, CA 95648.

**SIERRA FOOTHILLS ROSE SOCIETY:** Annual dues are \$20 per household. Members will receive issues of this newsletter by email or snail mail. For more information contact .Cindy Phipps 4977 Chicago Avenue, Fair Oaks, CA 95628

**AMERICAN ROSE SOCIETY (ARS):** membership entitles you to five issues of their bi-monthly magazine The American Rose plus Handbook for Selecting Roses, and the American Rose Annual. All this for \$49 and \$46 for seniors. **Trial Membership Available!!!** Contact ARS at (800) 637-6534 or [www.rose.org](http://www.rose.org).

When you become a member of ARS via a rose society, you will receive an American Rose Society Handbook for Selecting Roses when you present your ARS membership form and a check for payment.



Sacramento Rose Society

[sacramentorosesociety.org](http://sacramentorosesociety.org)

Meetings are at 7:30 p.m. on the 2nd Thursday of each month except July and August in the Shepard Garden & Arts Center at McKinley Park located at 3330 McKinley Blvd. Sacramento. Room opens at 6:45 pm.

Take E Street (southbound) or H Street (northbound) exit off business I-80; go east past the park. (E Street turns into McKinley Boulevard.) Enter parking lot off 34th Street and Parkway.

### Rose Reflections...

Charlotte Owendyk, Editor  
204 Park Meadow Court  
Roseville, CA 95661



Sierra Foothills Rose Society

[SierraFoothillsRoseSociety.org](http://SierraFoothillsRoseSociety.org)

Meeting are at 7:00 p.m. on the first Thursday of each month except for January, July and August unless announced otherwise room opens at 6:30 p.m.

Meeting location is in the **Crafts Room at the Maidu Community Center in Roseville**. The address is: 1550 Maidu Drive Roseville